





## 2020 Canberra Cup - Silver

### U11-13 Mixed




#### Box 1

			1.	2.	3.	4.
	AU	1. [4] MARKHAM Josh		5-11, 3-11, 1-11	11-9, 8-11, 6-11 11-6, 5-11	11-4, 11-5, 11-5
	AU	2. [1] WILLATHGAMUWA Kieran	11-5, 11-3, 11-1		11-2, 11-1, 11-2	11-4, 11-1, 11-2
	NZ	3. RICKETTS Amalia	9-11, 11-8, 11-6 6-11, 11-5	2-11, 1-11, 2-11		11-5, 11-1, 11-5
	AU	4. MATTHEWS Lewis	4-11, 5-11, 5-11	4-11, 1-11, 2-11	5-11, 1-11, 5-11	

#### Standings

	Points	Wins	Losses	Games	Game Pts
1. [1] Kieran WILLATHGAMUWA	6	3	0	9 - 0 (100%)	99 - 21 (82.5%)
2. Amalia RICKETTS	4	2	1	6 - 5 (54.55%)	86 - 85 (50.29%)
3. [4] Josh MARKHAM	2	1	2	5 - 6 (45.45%)	83 - 95 (46.63%)
4. Lewis MATTHEWS	0	0	3	0 - 9 (0%)	32 - 99 (24.43%)

#### Box 2

			1.	2.	3.	4.
	AU	1. [3] FIELD Denver		11-7, 7-11, 6-11 3-11	11-3, 11-6, 11-8	11-3, 11-3, 11-0
	AU	2. [2] CHEUNG Kasper	7-11, 11-7, 11-6 11-3		11-0, 11-0, 11-4	11-0, 11-0, 11-2
		3. MARTENS Stephan	3-11, 6-11, 8-11	0-11, 0-11, 4-11		11-4, 11-3, 11-8
	AU	4. MATTHEWS Ella	3-11, 3-11, 0-11	0-11, 0-11, 2-11	4-11, 3-11, 8-11	

#### Standings

	Points	Wins	Losses	Games	Game Pts
1. [2] Kasper CHEUNG	6	3	0	9 - 1 (90%)	106 - 33 (76.26%)
2. [3] Denver FIELD	4	2	1	7 - 3 (70%)	93 - 63 (59.62%)
3. Stephan MARTENS	2	1	2	3 - 6 (33.33%)	54 - 81 (40%)
4. Ella MATTHEWS	0	0	3	0 - 9 (0%)	23 - 99 (18.85%)

1/2 Playoff

[1] Kieran WILLATHGAMUWA	[3] Denver FIELD	
[3] Denver FIELD	11-8, 11-8, 11-2	
[2] Kasper CHEUNG	[2] Kasper CHEUNG	Kasper CHEUNG
Amalia RICKETTS	11-4, 11-1, 11-1	11-4, 11-7, 11-6

3/4 Playoff

[1] Kieran WILLATHGAMUWA	Kieran WILLATHGAMUWA
Amalia RICKETTS	11-2, 11-3, 11-5

5/6 Playoff

[4] Josh MARKHAM	[4] Josh MARKHAM	
Ella MATTHEWS	11-1, 11-2, 11-5	
Stephan MARTENS	Stephan MARTENS	Josh MARKHAM
Lewis MATTHEWS	11-7, 11-9, 11-7	11-6, 12-10, 11-5

7/8 Playoff

Ella MATTHEWS	Lewis MATTHEWS
Lewis MATTHEWS	11-6, 11-7, 11-1